







Dr Colvin and Partners

Dr Colvin and Partners



| | Safe | Effective | Caring | Responsive | Well-led | Overall |
|---|-----------|-----------|-----------|------------|-----------|---|
| People with long term conditions | Not rated | Not rated | Not rated | Not rated | Not rated | Outstanding  |
| Families, children and young people | Not rated | Not rated | Not rated | Not rated | Not rated | Outstanding  |
| Older people | Not rated | Not rated | Not rated | Not rated | Not rated | Outstanding  |
| Working age people (including those recently retired and students) | Not rated | Not rated | Not rated | Not rated | Not rated | Outstanding  |
| People experiencing poor mental health (including people with dementia) | Not rated | Not rated | Not rated | Not rated | Not rated | Outstanding  |
| People whose circumstances may make them vulnerable | Not rated | Not rated | Not rated | Not rated | Not rated | Outstanding  |